

NCRS-RMC



JANUARY - FEBRUARY 2001

Issue 1 & 2

INSIDE THIS ISSUE:

CHAIRMANS COMMENTS	1
JUDGING CHAIRMAN	2
POLAR BEAR SWAP MEET	2
ACTIVITIES	4
MEMBERSHIP	5
MERCHANDISE	5
CLASSIFIED ADS	5
OFFICERS	7
ARTICLES AND MISCELLANY	
RATTLE CAN TIPS	6

CHAIRMANS COMMENTS

By Dennis Kazmierzak


I began writing this article from St. Louis while on vacation visiting my Mother. St. Louis is the birthplace of the Corvette, but at this time of the year between Christmas & New Years, is no time to drive a Corvette in that area of the country. You would also need a heated garage to even consider working on one as it's been very cold this December of 2000.

This Newsletter is coming to you a little late because of several changes taking place in the management of the club. The Board meeting was January 6th, when the following changes took effect; Ralph Ridge, Vice Chairman, Dirk Gaddis, Activities Chairman, Eckhard Pobuda, Merchandise Chairman. Jon Whiteley, Membership

was re-elected to his position making up the new and re-elected officers for 2001. I would like to extend a big THANK YOU to Gary Nesmith, Bill Bell and Fred Koenig for their support and participation in the Chapter's operation over the past several years. Their efforts are greatly appreciated. The new members of the Board will continue to look to them for assistance and help in the coming year.

An additional change that was made is that I have stepped down as Chairman because of my election to the NCRS Broad as Regional Director and personal reasons. Our new Vice Chairman, Ralph Ridge, served in the capacity of Chairman for a few moments at the Board Meeting, and then appointed Bill Lucia to fill the vacancy. Bill has agreed to complete my remaining term through 2002 with the Broad's approval. This change will bring new ideas to the board and the club to continue its growth. Bill has demonstrated his interest in the club with his donation of time, effort and gifts (door prizes) to the Rocky Mountain Chapter. This was best demonstrated with his presentation of the judging school on "Judging Preparation & Attitude" in October 2000. I have recommended to Roy Sinor, NCRS Judging Chairman, this judging school be presented at the NCRS Convention in Galveston and at our pending Durango Regional 2002.

I have enjoyed being Chairman of the Chapter for the past several years. I appreciate all your support and donation of time and effort. I will continue to work within the Chapter on Tech Sessions, and in the preparation for the Durango Regional and as your Regional Director. My personal focus will be to get my '66 completed in time for Durango. This is my "Founder Effort". You'll read more about this in coming Newsletters and see it for judging in March 2002 at our Chapter Meet. Keep diving 'em!!!!



POLAR BEAR SWAP MEET

As in past years we have participated in the Polar Bear Swap Meet, we will again this year. As a club function this meet has been very rewarding for our members and the club also. The format will be the same. You set the price of your items to sell. The club will get 10% of that price for selling your stuff. You do not have to be there but if you want to help, we greatly appreciate it.

- **Date & Time....** The date is Saturday January 27th. The time is 8:00-3:00 for the Swap Meet
- **Place....**Henderson County Fair Grounds (insert address)
- **Set up....**As in the past, bring your items, marked with the price to Corvette City. All items must be at Corvette City before 6:00PM Friday, January 26th. You will not be able to take them in at the Fair Grounds.
- **Rules....** Any items you have for sale and are sold to other members prior to leaving Corvette City will qualify for a donation to the club. We may negotiate this fee, but just remember, if we weren't doing this you would not have sold the item. I think it's only fair to allow the club a share of your booty for having this wonderful idea. If we sell it at the swap meet, the club gets 10%. If it's sold after the swap meet and you really are glad to get rid of the stuff, we again can negotiate the club's percentage. Large, high dollar items are negotiable i.e. fuel injection units, cars etc. Anything over \$500.00 can be set a lower donation to the club. Contact Dennis Kazmierzak regarding this.
- **Volunteers...**If you want to help with this meet, please contact me (303) 697-8428. I have the space information and will coordinate the effort. We will be setting up on Friday night. I'd like some help Friday (6:00-9:00PM) & Saturday (7:00AM-3:00PM).
- **QUESTIONS: CALL Dennis Kazmierzak (303) 697-8428.**

FROM THE JUDGING CHAIRMAN

By Jack Humphrey

Last issue I reported on my summer travel adventures including the Bowling Green National and the Flight 2000 chapter meet in England. I didn't finish giving you the low down on what happened after we left the British Corvette meet. I said to stay tuned and I'd tell you about the vintage racing weekend at Goodwood....

Goodwood is a very old track. It's nestled in the rolling hill country south and east of London almost to the English Channel (about 10-15 miles inland). Those of you who have attended US vintage races only think you you've been there, done that, got the t-shirt!

This was a three-day event. Friday and Saturday were practice and qualifying heats. Sunday was the main race day and the rain broke in a timely manner. Approximately 130,000 people showed up (small crowd, eh?) to watch and cheer the racers. The crowds were simply stunning, both at the track and on the highways before and after the event. Gary Steffens and his son, Clint, stayed overnight near Goodwood to avoid the crowds on Saturday. UK chapter vice chairman, Barry Morris, his wife, Kaye, and I found another way to beat the crowd on the drive down from London Sunday morning.

We stopped about fifteen miles north of Goodwood, parked on the grounds of a bombed out castle that hadn't been restored after being damaged in WW2 and rented a helicopter! Goodwood is a roughly triangular raceway with the infield being a functional, grass field, airport. Poof! The chopper set us down conveniently inside Goodwood's infield just steps from the paddock, no muss, and no fuss....

There are several vintage events at Goodwood during the year and this race was intended to be a dress up affair honoring the 60th anniversary of the Battle of Britain. The crowd was dressed to match-nothing newer than post-war 1950's attire. Men costumed themselves in every form of vintage military and police uniforms. Folks arrived in WW2 military transports replete with camouflage, gunnery, and strategically place mud. The women dressed both in vintage military garb as well as period civilian costumes. When was the last time you saw velvet clutch purses, white linen gloves and honest to goodness silk stockings? WOW!

Virtually every marque of vintage racecar was there ready to compete, including three of six Ferrari GTO's valued at \$4,000,000 each! The track featured a vintage motorcycle segment too and I swear Steve McQueen was out there on his Zundapp from the *Great Escape*. But, the real story was in the air, not on the

ground! Just before the big bore final event, the public address system asked folks in the stands to give their attention to the infield.

During WW2, Goodwood had been a functional air defense base for Spitfire aircraft. The infield was painted with lines to make it appear as simple hedgerows from above and the planes were trapped with matching lines to blend in. When the announcer directed us to the infield, the hills began to move. The thunder of high horse aircraft engines blended with the whistle of prop wash as several squadrons of Spitfires, Hurricanes and Tornados revved up. The planes scrambled and took off on grass in the tradition of sixty years prior.

For perhaps thirty minutes the sky was filled with open/closed cockpit, propeller driven aircraft, in full dynamics. There were mock strafing runs maybe thirty feet off the deck above our heads. Aerobatics abounded including dives, climbs, barrel rolls and mock dog fights. WOW, falls too short in describing this treat, guys!

January

On January 20th, we'll kick off the new year with a judging school following the chapter meet at Corvette City. Come on down prepared to spend the day playing Corvette detective with your fellow RMC members, learn a few new tidbits for your judging knowledge and get another point in the NCRS Judging Recognition Program. Please plan to stay the afternoon as this will be another session in partnership competition and if you leave early, your partner may miss the chance to win the judging class award.

Jim Lennartz and I have burned the midnight oil putting together five categories of parts for you to inspect and make judgment calls on. The focus is to learn, so knowing the answer(s) is unimportant—everyone will get a correct answer sheet when they turn in their questionnaires. Then, you can go back to the parts, read the answers, reinspect the components and complete the learning process.

Remember, NCRS is a family affair. Feel free to bring your spouse or kids. Every NCRS family member who participates gets judging school credit. So, come on down for the winter party!

Looking Ahead

Reflecting on my summer fun in England and Bowling Green, it's probably time to talk about the future. There are many forms of recognition and award at NCRS. I think of it like a two dimensional graph. Let the Y-axis

represent the Corvette and the X-axis represent the owner/member.

Award programs like Bowtie (unrestored Corvettes) and Mark of Excellence (upscale restored Corvettes) fall almost on the upper Y-axis—the car, all by itself, dominates the picture. Traditional Flight Judging lies somewhere toward the middle of X-Y space as the car contributes much but the owner's participation (mileage driven credit) can and does affect the outcome of things.

Then, there's our NCRS Founders Award® program aimed at the NCRS member who wants to drive and enjoy the car. This falls toward the X-axis; the car contributes a bit to the outcome, but it's the owner/member who dominates what happens. You don't have to spend umpteen years and a jillion dollars building a trailer queen to play this game!

The NCRS Founders Award® is a 3-year program. Here's the gist of it:


- (1) You must join and maintain membership with an NCRS chapter.
- (2) You must drive your '53-'82 Corvette to an NCRS chapter meet, have it Flight judged and achieve a 3rd Flight award (75%) or better.
- (3) You must drive this car to an NCRS regional meet and pass a Founder's Operation Check—96% score on the operations portion of Flight judging with some degree of 'slack' given to you (E.g. you added an AM/FM/CD radio to your driver Corvette, a full deduct in Flight judging but a full pass in Founders IF it works....).
- (4) You author and submit an article that's accepted for publication in the NCRS *Driveline* magazine (editor does NOT have to actually run the article, declare it acceptable).
- (5) You participate in an NCRS Recognition Program (Judging or Tabulation) and attain Level 1 status.
- (6) You put the car on the road and drive at least 500 miles on the National Corvette Road Tour enroute to an NCRS National Convention.
- (7) You resubmit the Corvette for a Founders Operation Check at the National Convention and pass.

Basically, this award recognizes the NCRS member who owns a vintage Corvette and given of their time by participating in all facets of NCRS club activities. You get to stand up at the NCRS National Convention banquet, accept your award, be recognized and receive a

nifty yellow Founders shirt to boot. Any time you want to go back to a subsequent National Convention, they'll lay out the red carpet for you, reserve a private parking spot on the judging field for your Corvette and, if you again pass the Founders Operation Check, you'll get a fresh shirt and new memento for your recognition plaque. Heck, last year Mike and Laura Barrington flew all the way from London, England to participate in the National Corvette Road Tour and they had to buy their shirt(s)!

Last, almost on the X-axis, is the NCRS Sportsman Award®. Here, you own literally any Corvette you want, drive it to chapter, regional, or national meets, and simply display it. No muss, no fuss, just obtain the necessary number of Sportsman showings and the NCRS National Judging Chairman sends an award plaque to your chapter for presentation to you. This recognition is almost exclusively owner/member inspired....

The point of all this discussion is we've entered a new year. There's a Rocky Mountain Chapter judging school coming up (get points toward your Level 1 Judge/Tabulator pin). Our annual Chapter Meet will follow the judging school in March (consider starting on the way to a Flight/Founders/Sportsman award). Why wait to jump in the water? Come on in, the fun's fine!



FUTURE ACTIVITIES - 2001

By Dirk Gaddis

A small group of us got together, just after Thanksgiving, and put together the activities for the coming year. If you are thinking about putting together a Tech. Session...now is the time to get it on the list...Give me a call (303) 771-8239.

2001 NCRS-RMC ACTIVITIES

JANUARY

- 6th – RMC Board Meeting
- 10th-14th – Florida Chapter Winter Regional – Orlando, FL
- 20th – Judging School – Corvette City – 11:00am
- 27th – Polar Bear Swap Meet
8:00am - 3:00pm

FEBRUARY

- 15th-18th – Mardi Gras Regional Meet – Baton Rouge, LA
- 17th – RMC Chapter Meeting – Bill Barcus and Tim Gilmartin Tech. Session – Rear Alignment

MARCH

- 17th – Chapter Judging Meet – Roth Chevrolet
- 23rd-25th NCRS National Board Meeting - Avalon, OH
- Tri-State Swap Meet

APRIL

- 7th – RMC Board Meeting
- 19th-21st – Southeast Chapter Regional Meet – Atlanta, GA
- 21st – RMC Chapter Annual Meeting - Dennis Kazmierzak and Jim Lenartz Tech. Session – Trailing Arms – Corvette City

MAY

- 3rd-5th – Western Regional – Scottsdale, AZ
- 19th – RMC Chapter Meeting – Corvette City
- 24th-26th – Heart of America Regional – Joplin, MO

JUNE

- 16th – RMC Chapter Meeting – Dirk Gaddis – Road Tour
- Old Car Council Swap Meet
- Coys Swap Meet

JULY

- 4th – RMC Picnic and Parade – Eck and Terri Pobuda – Monument, CO
- 7th – RMC Board Meeting
- 8th-12th – NCRS National Convention – Galveston, TX
- 21st – RMC Chapter Meeting – Corvette City

AUGUST

- 9th-11th – Northwest Regional – Bend, OR
- 18th – RMC Chapter Meeting – Corvette City
- Summerset Festival Auto Show - Clement Park

SEPTEMBER

- RMVR – Pikes Peak International Speedway – Colorado Springs, CO
- 15th – RMC Chapter Meeting – Corvette City
- Coys Swap Meet

OCTOBER	6 th – RMC Board Meeting 20 th – RMC Chapter Meeting – Cor- vette City Blues and Bluegrass at the Little Bear – Rich and Dena Johnson
NOVEMBER	17 th – RMC Chapter Meeting – Paint and Body Shop
DECEMBER	8 th – RMC Holiday Party

IMPORTANT NOTES:

If you have an idea for a get-together, set it up!
At this time, Swap Meet dates have not been
posted...stay tuned for updates.
Dates and Activities may change from time to time,
check for updates throughout the year.

REGIONIAL PLANNING

Things are moving along for the planning of the 2002
Durango Regional. Eckhard Pobuda and Dan Pyzel are
the Chairmen. If you have any questions or can help
out, please call Eck or Dan.

CURRENT ACTIVITIES

By Dirk Gaddis

JANUARY	6 th : RMC Board of Directors Meeting at <i>Le Peep</i> – 8:00 20 th : RMC Chapter Meeting – at <i>Cor- vette City</i> – 11:00 – Judging School 27 th : Polar Bear Swap Meet at <i>Hen- derson County Fairgrounds</i> – 8:00
FEBRUARY	17 th – RMC Chapter Meeting – Bill Barcus and Tim Gilmartin Tech. Session – Rear Alignment

FROM THE MEMBERSHIP CHAIRMAN

By Jon Whiteley

RMC membership for the year 2000 reached a total of
82. Seventeen of these (better than 20%) are new
members.

Please welcome our newest RMC members:

- Jeff Todd of Arvada – silver '66 427
roadster
- Mark Jekot & Jan Dico of Denver – white
'67 327 roadster

Enclosed with this newsletter is a membership applica-
tion/renewal form. Please take a few minutes now to
complete the form and send it back to me along with
your check for \$20.00. By doing it now you'll be sure to
continue receiving this newsletter and be kept up to
date on the activities of our club. A few important items
to note:

- Please be sure to fill in all information re-
quested. While residence addresses
change occasionally, phone numbers and
especially e-mail addresses change much
more frequently. I would like to keep our
database accurate.
- NCRS membership # - please check to
see that your national membership is cur-
rent (annual national membership is 12
months starting the month you joined –
not a calendar year like RMC). NCRS by-
laws require chapter members belong to
the national NCRS organization. Problems
can arise if you are not a national member
when a judging event occurs. The mailing
label for your Restorer magazine will have
both your NCRS number and the expira-
tion date of your national membership on
it.

On a final note for the year 2000, I would like to thank
all those RMC members who have contributed their
time, efforts, and knowledge (and personal funds) to
help make our Chapter the great club that it is. Yes,
NCRS is a car club, but what I've enjoyed most since
becoming a member is getting to know some really
great people who just happen to have a common inter-
est in Corvettes. Once again, I encourage both new and
long-time members to raise your hand and get involved
when the call for volunteers is sounded.

Happy New Year!

MERCHANDISE

By Eckhard Pobuda

MERCHANDISE – IN STOCK

ITEM	PRICE
Golf Caps...Red, White, Gray, Maroon, Natural/Green, and Natural/Blue	\$11.00
T- Shirts...Silk screened Front & Back (Gray)	\$10.00
Sweatshirts...Silk screened Front & Back (Gray)	\$20.00
Short Sleeved Polo...White, Red, Blue & Gray (RMC Embroidered)	\$30.00
Long Sleeved Polo...Dark Gray & Blue (RMC Embroidered)	\$35.00
Light Weight Polo...Short Sleeved (Teal)	\$20.00
Shop Coats...Gray (RMC Embroidered)	\$35.00
Chambray (RMC Embroidered)	\$30.00
Jackets (RMC Embroidered) Satin	\$70.00
Corduroy	\$75.00
Steamboat Hat Pins	\$1.00
RMC Hat Pins	\$3.00
Name Tags	\$5.00

On all Clothing items in XXL, please add \$2.00 to the above quoted prices.

CLASSIFIED ADS

Our Classified Ads can be found on the Web Page – If you'd like to include a picture, contact Bob Davis for the "how to" instructions.

For Sale: Beautiful Black 1997 Camaro – Automatic Coupe. V-6, 74,700 miles, Grey Cloth Interior. Below "Bank Loan" at \$10,500.

Available: Secure, Alarmed, K-9 Protected, Climatically Controlled, storage space for your Corvette. Patrolled daily. **Make your winter reservations!**
Dirk Gaddis (303) 771-8239
E-mail Racz-Gaddis@worldnet.att.net

For Sale: Big block, forged steel crank, oval port (049) heads (\$500.00). Heavy duty engine stand (\$75.00).

Wanted to Buy: 56-57 or 62 Driver
Rick Landeira (303) 530-2455
E-mail landeira@earthlink.net

For Sale: 1990 GMC Suburban w/ '93 modified 454CI (300 plus HP). TCI modified HTD400 trans & 3" SS exhaust. For more info, contact :
Dennis Kazmierzak (303) 697-8428
E-mail DJKazmierzak@worldnet.att.net

ARTICLES and MISCELLANY

"RATTLE CAN TIPS"

By Bill Lucia

ABOUT "RATTLE CAN TIPS"

(This is the third group of five tips. The first ten tips were published in previous RMC newsletters. This group is a little different and proves that I will try just about **ANYTHING** to improve my Corvette!!!!)

"Rattle Can" tips are intended to be quick, easy and inexpensive tips that can solve a minor operational or aesthetic problem on your Corvette. By quick I mean one hour or less to complete. By easy I mean ANYONE can do them. By inexpensive I mean \$5 to \$7 max! Additionally, these tips usually involve a product (spray paint, polish, preservative etc) that is available at most automotive or hardware stores. In many cases these tips will NOT PASS JUDGING STANDARDS, nor are they intended to do so. For the most part, the tips work well for the "Driver" in your collection. Once in a while, they will solve a problem on a Duntov car or other concours class Corvette. Perhaps you have a tip or two of your own that you can share. Here are five of mine. I've used them all on one car or another over the years and they work!!!

RATTLE CAN TIP # 11

This one is not a rattle can but it's pretty cheap. The older GM cars (Corvettes) use the old tube type fuses. For about \$2 - \$3 you can get a whole set at the local auto parts store. I got two sets at Pep boys with two to three each of 5-10-15-20 and 30 Amp fuses plus a little plastic puller and a small box in which to store them. I placed them in the glove box of my 66 and two days later I needed a fuse. Cost??? \$5.50. Get some!!! These are invaluable on road trips and you can use them to make new friends!!!!

RATTLE CAN TIP # 12

OK this is going to be expensive!!! What is it??? How about a digital display voltmeter..... The cost is about \$60 for a really good one. You can get a cheaper one as well but the high end one has every function you'll ever need and it works well for checking voltage outputs and continuity on any C1 to C5 Corvette. I don't know how I made it all these years without one.

RATTLE CAN TIP # 13

Does your Corvette sound like it has a sticky lifter? Are you sure? Before you tear down that engine check the header to heat riser do-nuts. If they are cracked or have a hole in them they can leak exhaust and the resultant "ticking" can masquerade as a sticky lifter on that side of the engine!!!! Cost to replace? \$2 - \$3 each at Napa or GM!!!!

RATTLE CAN TIP # 14


A new product on the market is by Tamiya. Never heard of them???? They produce high end automotive and military model kits. Their newest product is a plastic compatible lacquer in spray cans. They come in just about any color and several are very close to those used on various plastic interior parts on full sized Corvettes!!! They dry virtually on contact and have fairly low toxicity. The finish is very similar to factory lacquer of the same color. The cost is about \$4.50 a can and they are available at most hobby shops. (Small can though!!!)

RATTLE CAN TIP # 15

Back to the hobby shop!!!! I NEVER understood why so many people used a paper match to fill in paint chips on a car. Your local hobby shop carries a number of brushes for the modeling crowd and they work very well for minor touch up items like paint chips. They cost \$3 - \$10 each and come in a number of sizes. You need one or two in your detail kit at all times!!!

EXTRA RATTLE CAN TIP

As I said earlier, "I'll try anything to make my Corvette look better"!!!! One thing I found that works very well for detailing are "foam paint brushes". You can get them at the hardware store for about \$1 - \$2 each in various sizes. They work wonders for getting into seams, behind emblems and other tight spots. You can use them dry or wet, with or without soap. They don't last long but they don't cost much either and they really do a great job of cleaning!!!! Try one....they really work!!!



ROCKY MOUNTAIN CHAPTER

OFFICERS

CHAIRMAN Bill.Lucia@phs.com Term expires: 12/31/2002	Bill Lucia (303) 768-8454
VICE CHAIRMAN RockyMntRidge@cs.com Term expires: 12/31/2001	Ralph Ridge (303) 660-8531
EDITOR Racz-Gaddis@worldnet.att.net Term expires: 12/31/2002	Lisa Racz (303) 771-8239
JUDGING CHAIRMAN JackHHumphrey@cs.com Term expires: 12/31/2001	Jack Humphrey (303) 526-9410
AST. JUDGING CHAIRMAN JimLennartz@compuserve.com Appointed position	Jim Lennartz (303) 674-0295
SECRETARY RReiff@rwbeck.com Term expires: 12/31/2002	Rick Reiff (303)766-2654
TREASURER Richard_L_Sullivan@excite.com Term expires: 12/31/2001	Richard Sullivan (303) 973-5262
ACTIVITIES Racz-Gaddis@worldnet.att.net Term expires: 12/31/2001	Dirk Gaddis (303) 771-8239
MERCHANDISE Epobuda@aol.com Term expires: 12/31/2001	Eckhard Pobuda (719) 488-1767
MEMBERSHIP JonL.Whiteley@email.msn.com Term expires: 12/31/2002	Jon Whiteley (303) 526-2209
TECHNICAL ADVISOR CorvetteMasters@cs.com Term expires: 12/31/2002	Gary Steffens (303)762-8388
COMMUNICATIONS RDav@iname.com Appointed position	Bob Davis (303) 838-9529

card, \$25.00 for a ¼ page, \$40.00 for a ½ page and \$60.00 for a full page. All rates are quoted for 6 issues or one years printing. Contact the editor for further information.

Membership in the NCRS is open to persons interested in the restoration, preservation and history of the Corvette produced by the Chevrolet Motor Division of General Motors Corporation from 1953 through 1982. NCRS is not affiliated with Chevrolet or General Motors.

Membership in the Rocky Mountain Chapter of the NCRS is open to all members of the NCRS National organization. Dues are \$30.00 for the first year, and are \$20.00 per year for renewal. First year dues entitle the new member to a Chapter ball cap and membership name tag. Dues are to be sent to the treasurer.

All editorial material can be sent to the editor.

Advertising in the Rocky Mountain Chapter Newsletter is free to all active members, for all Corvette related items or Corvettes for sale. Commercial advertising rates for the Newsletter are \$15.00 for a business



VISIT OUR WEB SITE AT WWW.NCRSRMC.ORG